

 **Instructional Targets**

Reading Standards for Literature

- **Range and Level of Text Complexity:** Experience grade level and age-appropriate literature materials, including poems, plays, biographies, chapter books, fiction and nonfiction works, that are adapted to student reading level.
- **Key Ideas and Details:** Use strong textual evidence to answer explicit questions about the main ideas and details (character, plot, setting) of a story, play or poem. Use strong textual evidence to answer inferential questions, conclusions or summaries about the main ideas and details (character, plot, setting) of a story, play or poem.
- **Craft and Structure:** Identify and compare what is stated directly and what is implied (satire, sarcasm, irony) in a story, play or poem.

 **Differentiated Tasks**

Level 3 Students will...

- Independently read literature forms, including chapter books, biographies, poems, plays and fictions works that have been adapted to student reading level.
- Independently answer explicit questions about a story, play or poem using strong textual evidence.
- Independently answer inferential questions, conclusions or summaries using strong evidence from the story, play or poem.
- Compare literal and implied meaning presented in a story, play or poem.

Level 2 Students will...

- Read supported and shared literature forms, including chapter books, biographies, poems, plays and fiction works that have been adapted to student reading level.
- Select pictures or text to answer an explicit question about a story, play or poem.
- Select pictures or text to answer an inferential question about a story, play or poem.
- Identify implied meaning in a literary text with support.

Level 1 Students will...

- Actively participate in supported reading of literature forms, including chapter books, biographies, poems, plays and fiction works that have been adapted to student ability level.
- Select pictures or text from a story, play or poem to answer an explicit question through an active participation response (e.g., voice output device, eye gaze choice board).
- Select pictures or text from a story, play or poem to answer an inferential question through an active participation response (e.g., voice output device, eye gaze choice board).
- Identify implied meaning in a literary text from a narrowed field or errorless choice(s).

 **Topic Connection**

In this unit's Chapter Book, *The Summer Olympics*, students will follow Keisha, JR and Julie as they learn about the Summer Olympics, the Special Olympics, teamwork and fitness. In this chapter, **Where Is the 2024 Summer Olympics?**, students will learn about Paris, France, as the location of the 2024 Summer Olympics.



Topic Words



Literacy Words

athlete	medal	sport
compete	Olympics	team
event		

author	cover	read*
book	illustration/picture*	title
chapter	illustrator	

* Power Words

Benchmark Assessments

- Reading: Reading Level Assessment
- Reading: Reading with Symbols and all Benchmark Assessments in the Reading section of the GPS
- Early Learning: Phonemic Awareness Phoneme Blending
- Emerging Skills: Early Emerging Reading Rubric

Unit Checkpoint Assessments






- Level 2 and 3 Reading
- Level 1 Combined Content, Questions 1 and 2

An informal assessment of a verbal student's reading abilities may be obtained using the Unit Tools: Reading Observation.





Lesson at a Glance

	Activity 1	Activity 2	Activity 3
 Instructional Activities	Read Aloud	Guided / Shared Reading	Answer Questions
 See how these activities fit into the Suggested Unit Pacing .			
 ULS Materials and Resources	Chapter 2: Where Is the 2024 Summer Olympics? (Level H/I) Communication Board Standards Connection A	Chapter 2: Where Is the 2024 Summer Olympics? (Level H/I, F/G or F/G Symbol-Supported) Communication Board	Chapter 2: Where Is the 2024 Summer Olympics? Communication Board Comprehension Questions (Fill-In and Multiple-Choice, Levels 3-1) Advanced Questions Fill-In Cards  Standards Connection B Standards Connection C
Instructional Guides: Active Participation Scripts Instructional Guides: Instructional Tips SymbolStix PRIME L ³ Skills: Language Arts Skills			
 Additional Materials			

 **Instructional Targets**

Reading Standards for Literature

- **Range and Level of Text Complexity:** Experience grade level and age-appropriate literature materials, including poems, plays, biographies, chapter books, fiction and nonfiction works, that are adapted to student reading level.
- **Key Ideas and Details:** Use strong textual evidence to answer explicit questions about the main ideas and details (character, plot, setting) of a story, play or poem. Use strong textual evidence to answer inferential questions, conclusions or summaries about the main ideas and details (character, plot, setting) of a story, play or poem.
- **Craft and Structure:** Identify and compare what is stated directly and what is implied (satire, sarcasm, irony) in a story, play or poem.



Instructional Routine



Before Reading	<ul style="list-style-type: none"> ● Use Lesson 15, Activity 3 to introduce and review the Topic Words: athlete, compete, event, medal, Olympics, sport and team. As you read, consider using Lesson 15, Activity 5 to help students use context clues to find the meaning of words in the text. ● Continue talking about the Olympics. Ask a focus question such as, "Where are the Olympics located—the same place or a new city?" Discuss students' responses. ● Display Chapter 2, Where Is the 2024 Summer Olympics? (Level H/I), and read the title. Use Standards Connection A to provide a visual. ● Preview the chapter. Point out illustrations of the flag, stadium and mascot. Point out that Paris has to prepare in many ways to get the city ready for the Olympics. Then say, "As I read, it is your job to remember one fact about the 2024 Olympics in Paris." ● Review the learning goal with students: I will remember one fact about the 2024 Olympics in Paris.
During Reading	<p>Model Fluent Reading</p> <ul style="list-style-type: none"> ● Read aloud with fluency and expression. ● Call attention to the names and terms that have a French origin used in the chapter. <p>Comment on People, Setting and Events</p> <ul style="list-style-type: none"> ● Comment on how the illustrations and text help you learn about the 2024 Olympics in Paris, France. For example, note the illustration of the Phryges on page 15. Say, "Each Olympics has a different mascot. Phryges are the mascot for the 2024 Olympics in Paris. The little Phrygian caps are a symbol of freedom." ● Point out the implied meaning of a selection of text. For example, on page 14, the text says "Skateboarding, breaking, surfing and sport climbing are all new sports." Ask, "What feeling do the terms 'new sports' give?" Talk about how people may feel excited to learn about and watch a new sporting event. <p>Discussion Questions</p> <ul style="list-style-type: none"> ● Read and discuss the questions at the bottom of each page in the chapter. Help students find evidence in the text to support their answer to explicit and inferential questions. For example, on page 15, the discussion question asks, "Why do you think every Olympic Games has a mascot?" Model how to find the clues in the text to answer the question. Say, "The book says, 'The mascot tells the history and culture of the city hosting the Olympics.' I know the Olympics brings people from different countries together. I think a mascot is a way to learn about the host country."
After Reading	<ul style="list-style-type: none"> ● Revisit the learning goal. Ask, "What is one fact about the 2024 Olympics in Paris?" <p>Level 3: Have the student independently describe one fact about the 2024 Olympics in Paris. Provide a prompt such as, "What is the mascot for the 2024 Olympics in Paris?"</p> <p>Level 2: Have the student identify one fact about the 2024 Olympics in Paris. Provide a sentence frame, such as: _____ is the mascot for the 2024 Olympics in Paris. Picture supports such as the Communication Board or chapter illustrations may be used as needed.</p> <p>Level 1: Have the student answer a question or complete the sentence frame from Level 2 practice by making a selection from a narrowed field or errorless choice(s).</p> <ul style="list-style-type: none"> ● Continue the discussion by talking with students about other facts about Paris' preparation for the Olympics. ● Use Standards Connection A to discuss and compare different book genres and student preferences.



Check Understanding ?











- ✳ **Level 3:** Can the student describe one fact about the 2024 Olympics in Paris?
- ✳ **Level 2:** Can the student identify one fact about the 2024 Olympics in Paris? How?
- ✳ **Level 1:** Can the student identify one fact about the 2024 Olympics in Paris by making a selection from a narrowed field or errorless choice(s)?

 **Instructional Target**




Reading Standards for Literature

- **Range and Level of Text Complexity:** Experience grade level and age-appropriate literature materials, including poems, plays, biographies, chapter books, fiction and nonfiction works, that are adapted to student reading level.

This Leveled Chapter Book is presented in three leveled formats: Level H/I, Level F/G and Level F/G Symbol-Supported. Select the level of book and the reading routine appropriate for each student.

 Instructional Routine Guided Reading   or 	 Instructional Routine Shared Reading   or 
<p>Before Reading</p> <ul style="list-style-type: none"> • Introduce the chapter by having students share what they have learned about the Olympics in Paris. • Use the following Topic Words in conversation about the chapter: athlete, compete, event, medal, Olympics, sport and team. Have students locate the words in the chapter. • Read the first three pages aloud, introducing students to the structure of the language. • Review the learning goal with students: I will read a chapter. 	<p>Before Reading</p> <ul style="list-style-type: none"> • Introduce the chapter by having students share what they have learned about the Olympics in Paris. • Use the following Topic Words in conversation about the chapter: athlete, compete, event, medal, Olympics, sport and team. Help students locate the words in the chapter. • Review the learning goal with students: I will read a chapter.
<p>During Reading</p> <ul style="list-style-type: none"> • Listen as students read quietly to themselves. • Monitor fluency. • Model, prompt or support use of skills and strategies.  	<p>During Reading</p> <ul style="list-style-type: none"> • Read aloud while students follow along. • Provide supports that allow students to join in the reading. Supports may include choral reading, echo reading or use of a voice output device or eye gaze board. • Monitor print concepts and fluency. • Model and support use of skills and strategies. 
<p>After Reading</p> <ul style="list-style-type: none"> • Revisit the learning goal and talk with students about the chapter. • Have students locate the High-Frequency Words: as, at, before, best, game, learn, place, play. 	<p>After Reading</p> <ul style="list-style-type: none"> • Revisit the learning goal and talk with students about the chapter. • Have students locate the High-Frequency Words: as, at, before, best, game, learn, place, play.

 **Check Understanding** 

-  **Level 3:** Can the student independently read chapter books adapted to personal reading level?
-  **Level 2:** Can the student read chapter books adapted to personal reading level with support?
-  **Level 1:** Can the student actively participate in reading chapter books adapted to student ability level? How?

 **Instructional Target**

Reading Standards for Literature

- **Key Ideas and Details:** Use strong textual evidence to answer explicit questions about the main ideas and details (character, plot, setting) of a story, play or poem. Use strong textual evidence to answer inferential questions, conclusions or summaries about the main ideas and details (character, plot, setting) of a story, play or poem.






Instructional Routine



Introduce	<ul style="list-style-type: none"> ● Introduce this activity by asking a focus question about the chapter. For example, ask, "What is special about the 2024 Olympics in Paris?" Discuss students' responses. ● Tell students they will now answer other questions about the chapter, Where Is the 2024 Summer Olympics? Explain that the answers to these questions can be found in the chapter. Say, "I am going to ask you questions about the chapter, Where Is the 2024 Summer Olympics? Your job is to answer the questions. You can use the chapter to help you." ● Review the learning goal with students: I will answer questions about the chapter.
Model	<ul style="list-style-type: none"> ● Review the chapter. Use Standards Connection B to aid in the review by retelling the story with the main theme and key events. ● Display the Comprehension Questions. Multiple levels have been provided. Use the level that best meets your students' needs. Read the first question aloud. Model how to find the answer in the chapter by going back and reading the text. For explicit questions, point out how to find the answer to the question based on what the text says. For inferential questions, point out that the answer will not be directly in the text, but you can find the answer based on clues. Model how to find clues to answer an inferential question. ● Model how to mark or select the correct answer based on the evidence found in the chapter. For explicit questions, point out the answer that matches a sentence in the text. For inferential questions, show how to select the answer based on the clues found in the text.
Provide Practice	<p>Choose the most appropriate activity format on the basis of each student's skills and needs.</p> <p>Level 3: The questions are text only. Have the student answer the questions independently.</p> <p>Level 2: The questions are text only and the answers are symbol-supported. Have the student answer the questions by selecting a picture.</p> <p>Level 1: The questions are written in a symbol-supported sentence strip format. Have the student answer the questions by selecting from a narrowed field or errorless choice(s).</p>
Review	<ul style="list-style-type: none"> ● Revisit the learning goal. Talk with students about where they found the answers to the questions. Point out that answers to questions can usually be found in the text or pictures. ● Use Standards Connection C to continue discussion about the chapter and guide students in identifying and discussing the structure and feelings the author creates within the story.



Check Understanding ?

-  **Level 3:** Can the student independently answer questions about the chapter?
-  **Level 2:** Can the student answer questions about the chapter by selecting a picture?
-  **Level 1:** Can the student answer questions about the chapter by selecting a picture? How many choices were presented?



Questions and Answers

mascots gold medal Paris outside Olympic torch

Fill-In (Levels 3-1)

1. The 2024 Summer Olympic Games is in _____. (Paris)
2. This opening ceremony will take place _____. (outside)
3. The _____ will be lit during the opening ceremony. (Olympic torch)
4. The best athletes will win a _____. (gold medal)
5. Phryges are the _____ for the 2024 Summer Olympics. (mascots)

Multiple-Choice (Levels 3-1)

1. What is this chapter about? (Summer Olympics*, turtles, swimming)
2. Where will the opening ceremony take place? (inside, Antarctica, outside*)
3. What is lit during the opening ceremony? (stove, Olympic torch*, birthday candle)
4. What will the best athletes win? (money, gold medal*, ice cream)
5. What is important to know about this chapter?
 - JR wants to go to the Olympics.
 - The 2024 Summer Olympics is in Paris.*
 - Paris works hard to get ready.

Fill-In Advanced

1. Paris is in _____. (France)
2. You can watch the _____ on TV. (Olympics)
3. This will be the _____ time Paris has hosted the Summer Olympic Games. (third)
4. The last time Paris hosted the Olympic Games was 100 _____ ago! (years)
5. They need to be ready for many people to come watch the _____ compete. (athletes)

Multiple-Choice Advanced

6. How long will the Olympics last? (17 days*, 2 months, 63 days)
7. What happens the night before the sporting events begin? (movie, closing ceremony, opening ceremony*)
8. How do athletes win medals? (compete*, sleep, fly)
9. What is special about the Olympic mascot?
 - It's cute so many people will like it.
 - It symbolizes many different things including French history.*
 - The same symbol is used every Olympics.
10. Why are JR, Keisha and Julie using the computer?
 - They want to buy an airplane ticket to Paris.
 - They are writing a book report.
 - They want to learn about Paris and what to expect during the Olympics.*



 **Instructional Targets**

Reading Standards for Literature

- **Integration of Knowledge and Ideas:** Compare and contrast different works of literature (foundational American literature, classical/modern, same time period, other cultures); identify personal preferences.


 **Differentiated Tasks**


Level 3 Students will...	Level 2 Students will...	Level 1 Students will...
<ul style="list-style-type: none"> • Experience various forms of literature having various themes and identifying similarities and differences. 	<ul style="list-style-type: none"> • Identify how two stories are similar or different. 	<ul style="list-style-type: none"> • Select a book or story of personal preference.





Fiction works tell a story that is made up in the writer's imagination. Fiction stories are not true. Nonfiction works tell facts about a topic. Nonfiction stories are true. Have students use the book features and pictures to discuss, locate and answer the questions about genre, and select the type of book they prefer.





Lesson 5 - Chapter 2
Standards Connection A


5
Standards Connection A


 What is the title of this chapter?


 What do you think this chapter will be about?


 This is a Chapter Book.
 Fiction  Nonfiction
 What kind of Chapter Book is this?


 What is the chapter topic?  Biography  Social Studies  Science


 Compare this book to a Chapter Book that has been read recently.


 What kind of book would you choose?

 Picture Book

 Chapter Book

 Comic Book

 Book with facts

 Copyright © 2022 n2y, LLC. All rights reserved. Unique Learning System®, 2022-2024 HIGH SCHOOL, Unit 5
Lesson 5

 **Instructional Targets**

Reading Standards for Literature

- **Key Ideas and Details:** Objectively summarize a story, play or poem including main characters, events and key details. Analyze how the main idea, characters, setting and plot of a story, play or poem support a theme and its development. Determine one or two themes of a story, play or poem.

Standards for Speaking and Listening

- **Presentation of Knowledge and Ideas:** Present information in an organized manner and appropriate to a task, an audience or a situation.

Standards for Language

- **Knowledge of Language:** Demonstrate conventions of language to communicate effectively when speaking or writing in varied contexts.

 **Differentiated Tasks**

Level 3 Students will...

- Independently summarize a story, poem or play without using personal opinions.
- Independently identify examples of the main idea and key details from a story, play or poem that support the development of a theme.
- Independently identify one or two themes of a story, play or poem.
- Communicate on a topic specific to the purpose and audience.
- Apply conventions of language to generate sentences specific to the purpose when speaking or writing.

Level 2 Students will...

- Summarize the theme/central idea of a story, play or poem using no personal opinions with support.
- Identify examples of the main idea and key details from a story, play or poem that support the development of a theme with support.
- Identify the theme of a story, play or poem by pointing to pictures or text.
- Communicate on a topic specific to the purpose and audience, using picture supports.
- Use conventions of language to generate a simple sentence when speaking or writing.


Level 1 Students will...




- Summarize the theme/central idea of a story, play or poem through an active participation response (e.g., voice output device, eye gaze choice board).
- Identify examples of the main idea and key details from a story, play or poem that relate to the development of a theme through an active participation response (e.g., voice output device, eye gaze choice board).
- Identify the theme of a story, play or poem through an active participation response (e.g., voice output device, eye gaze choice board).
- Communicate basic information on a topic or experience, using communication technology and picture supports.
- Use language to share an idea with others.


Use Standards Connection B to identify the main idea and details of a chapter and summarize and sequence events. **Standards for Language** are means of building communication skills. This extended activity, based on book reading, is an excellent tool for developing expressive communication. Incorporate augmentative systems (low tech and high tech) to encourage self-generated sentences and model language expansion.

Lesson 5 - Chapter 2
Standards Connection B

5
Standards Connection B

 **Main Idea (What is this story about?)**

In the beginning... 	
Then... 	
At the end... 	

 **What is important to know?**

Copyright © 2023 n2y, LLC. All rights reserved. Unique Learning System®, 2023-2024

HIGH SCHOOL, Unit 5
Lesson 5

 **Instructional Targets**

Reading Standards for Literature

- **Craft and Structure:** Analyze the structure of a story, play or poem to determine how the order of events affect the meaning, mood or style. Identify and compare what is stated directly and what is implied (satire, sarcasm, irony) in a story, play or poem.

 **Differentiated Tasks**











Level 3	Students will...	Level 2	Students will...	Level 1	Students will...
<ul style="list-style-type: none"> • Describe how the placement of events and scenes in a story, play or poem add to the meaning or style with support. • Compare literal and implied meaning presented in a story, play or poem. 		<ul style="list-style-type: none"> • Use picture supports to identify how the placement of events and scenes in a story, play or poem add to the meaning or style with support. • Identify implied meaning in a literary text with support. 		<ul style="list-style-type: none"> • Identify a picture representing how the placement of events and scenes in a story, play or poem add to the meaning or style from a narrowed field or field or errorless choice(s). • Identify implied meaning in a literary text from a narrowed field or errorless choice(s). 	


Use Standards Connection C to guide students in identifying the structure of a story and the feelings created by the author. Various features from the text such as the characters, setting, narrator, events and theme can be used. Students can use words and phrases from the story that show how they know what feelings the story suggests. Use the Story Board according to your students' needs by completing it once for the whole book, or selecting one or more features to complete for each chapter.

To complete the Story Board Chart, select a feature from the text. In the first column give an example from the text. The example should be written in the student's own words. Next, students will identify the feeling of the text based on that example (e.g., excited, nervous, scared, happy). In the final column, students will write specific words or phrases from the text that support the feeling they identified.

Lesson 5 - Chapter 2
Standards Connection C







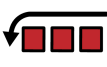
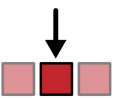
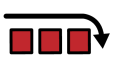

5
Standards Connection C

Story Board			
	Who, What, When or Where? 	What is the feeling? 	How do you know? (word or phrase from story) 
 Character	⋮	⋮	⋮
 Storyteller (Who?)	⋮	⋮	⋮
 Setting (When or Where?)	⋮	⋮	⋮
 Beginning (What?)	⋮	⋮	⋮
 Middle (What?)	⋮	⋮	⋮
 End (What?)	⋮	⋮	⋮
 Lesson (What?)	⋮	⋮	⋮

 Copyright © 2023 n2y, LLC. All rights reserved. Unique Learning System®, 2023-2023

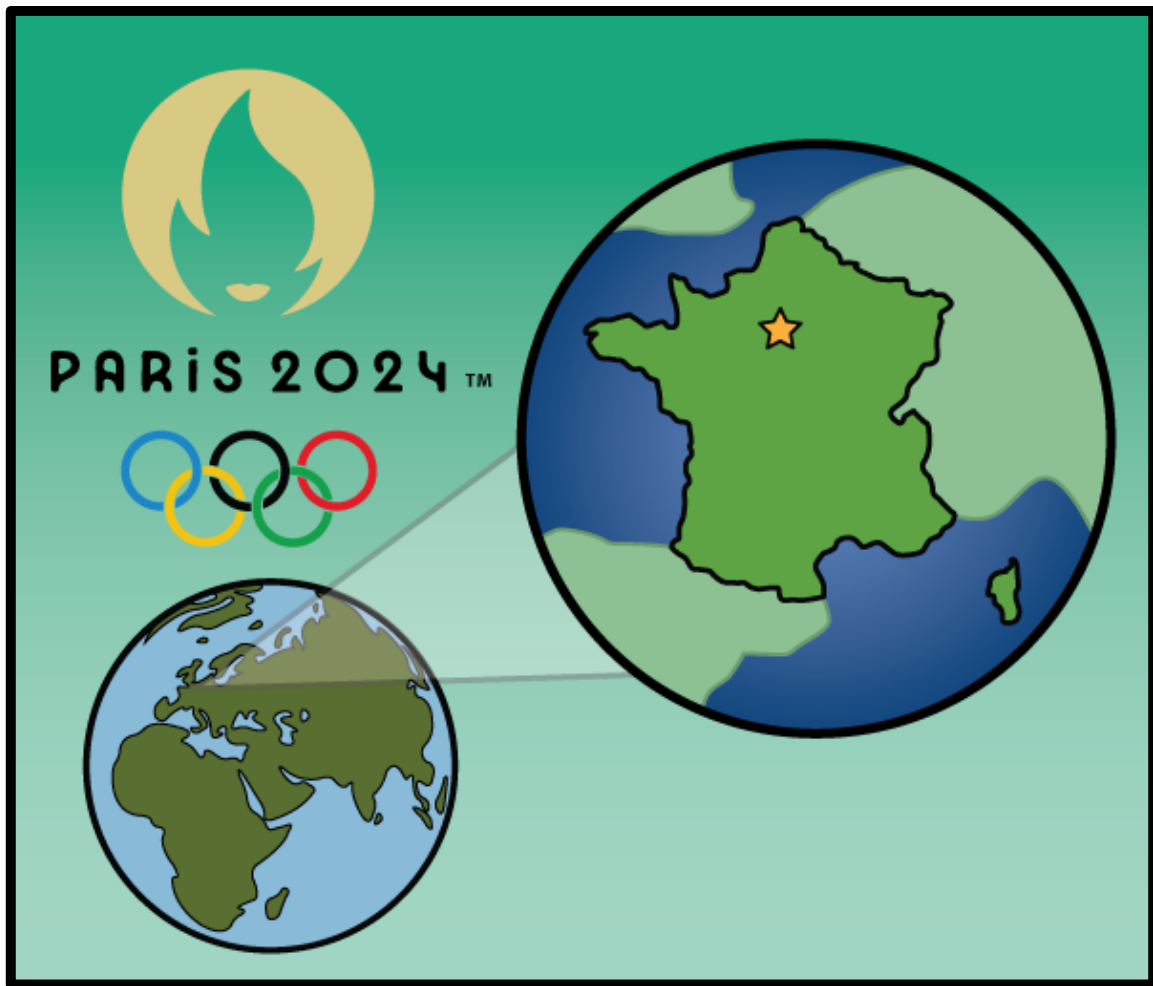
HIGH SCHOOL, Unit 5
Lesson 5

Story Board

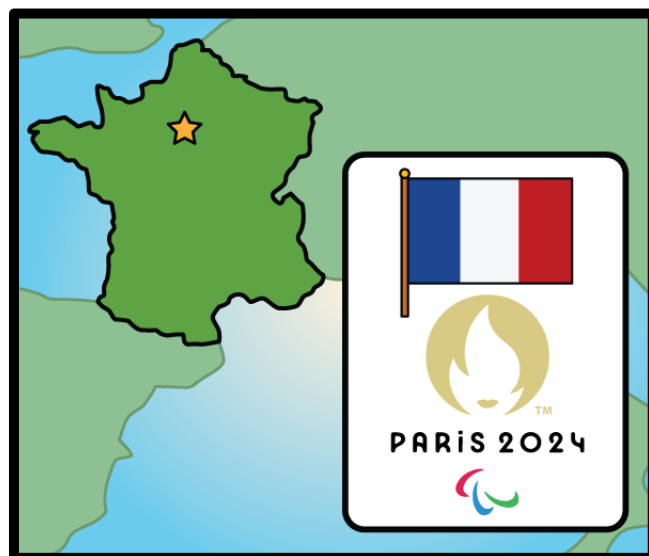
	Who, What, When or Where? 	What is the feeling? 	How do you know? (word or phrase from story) 
 Character			
 Storyteller (Who?)			
 Setting (When or Where?)			
 Beginning (What?)			
 Middle (What?)			
 End (What?)			
 Lesson (What?)			

Chapter 2:

Where Is the 2024 Summer Olympics?




The 2024 Summer Olympic Games is in Paris. Paris is in France. JR says, “I want to go to the Olympics in Paris.” Keisha tells JR, “You cannot go to the Olympics in Paris.”



She shows JR where Paris is from the United States. JR would have to take an airplane. “That is really far,” says JR. Keisha says, “Don’t worry, JR. You can watch the Olympics on TV. We can learn about the Olympics on the computer.”

Find Paris on a map or a globe. Find your state on the map or globe. Discuss how far Paris is from where you live.

Keisha, JR and Julie look on the computer. They want to learn more about the 2024 Summer Olympics. They find a website about the Olympics in Paris. This will be the third time Paris has hosted the Summer Olympic Games. The last time Paris hosted the Olympic Games was



100 years ago! Paris has worked hard to get ready for the Olympics. They need to be ready for many people to come watch the athletes compete. This summer the Olympics will begin on July 26. The Olympics will last for 17 days.

Find July 26 on the calendar. When does the Olympics end?

Keisha, JR and Julie read about the opening ceremony. The opening ceremony is the night before the sporting events begin.

There is a parade with athletes from each

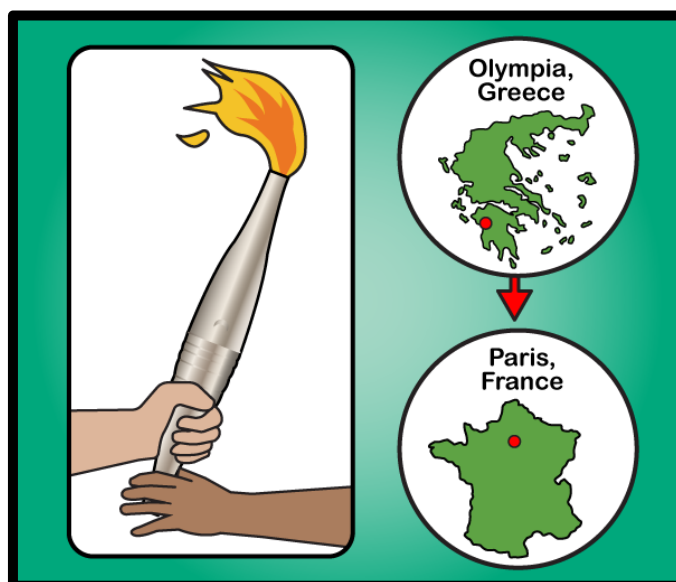
nation. This year, Paris is doing something different.

All the athletes will come into Paris on boats along



the Seine River. The parade will end in front of an outdoor area called the Trocadéro. Paris is expecting at least 600,000 people to attend this event. It will be the largest opening ceremony in Olympics history!

What is different about the opening ceremonies in 2024?



Part of the opening ceremony is the lighting of the Olympic torch. This will show that the games can begin. The torch will be first lit in Olympia, Greece. 10,000 people will then take turns carrying the torch across land and water as it makes its way to Paris. The torch will go through many different cities on its journey.

What does the Olympic torch show?

Athletes from 206 countries from around the world will compete in the Olympic Games in Paris. There will be 329 different events across 32 sports.

Skateboarding, breaking, surfboarding and sport climbing




are all new sports added to the 2024

Olympics. Each country will send their best athletes to compete for medals. The athletes from each country make up a team. The best athlete or team in a sport wins a gold medal.

Do an internet search to learn more about the newly added sports of skateboarding, breaking, surfboarding and sport climbing.

Every Summer Olympic Games has a mascot. The mascot tells the history and culture of the city hosting the Olympics. Keisha reads that this year's mascots are named Phryges.



A Phryge is a small cap, or a hat. These caps were worn by people from a long time ago. A Phrygian cap stands for liberty, inclusivity and the ability of people to support meaningful causes.

Why do you think every Olympic Games has a mascot?

JR wonders what Paris is like. He types “Paris” into the computer. “It looks like Paris is warm in the summertime,” he says. He also learns that Paris is a major city in France.

Keisha, JR and Julie click on a website about the 2024 Olympics.

They learn a lot about

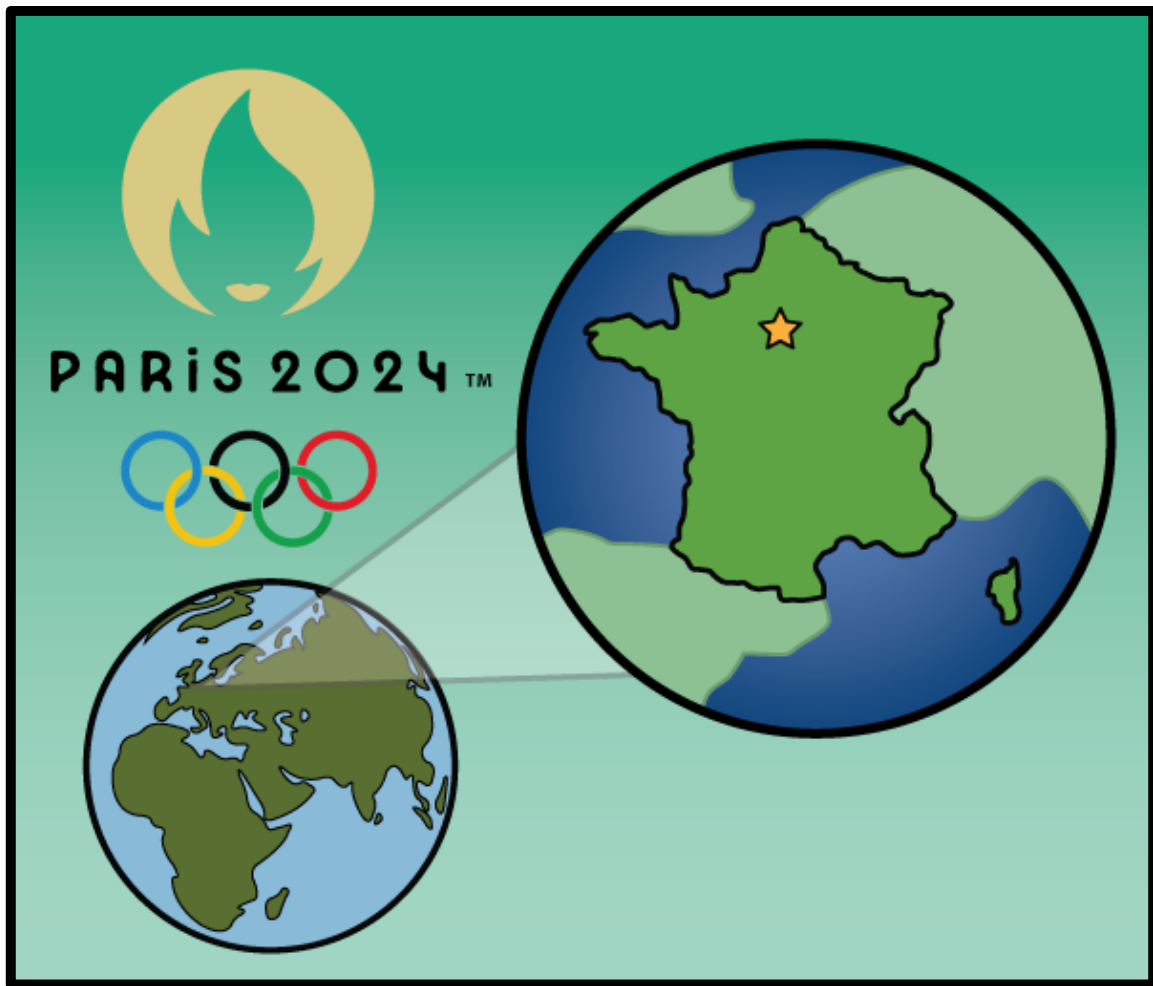


the upcoming Olympic Games, including where each event will take place. They watch videos about the events and athletes. This is a fun way for Keisha, JR and Julie to learn about the Summer Olympics.

Do an internet search on the 2024 Paris Olympics and the city itself.


Chapter 2:

Where Is the 2024 Summer Olympics?





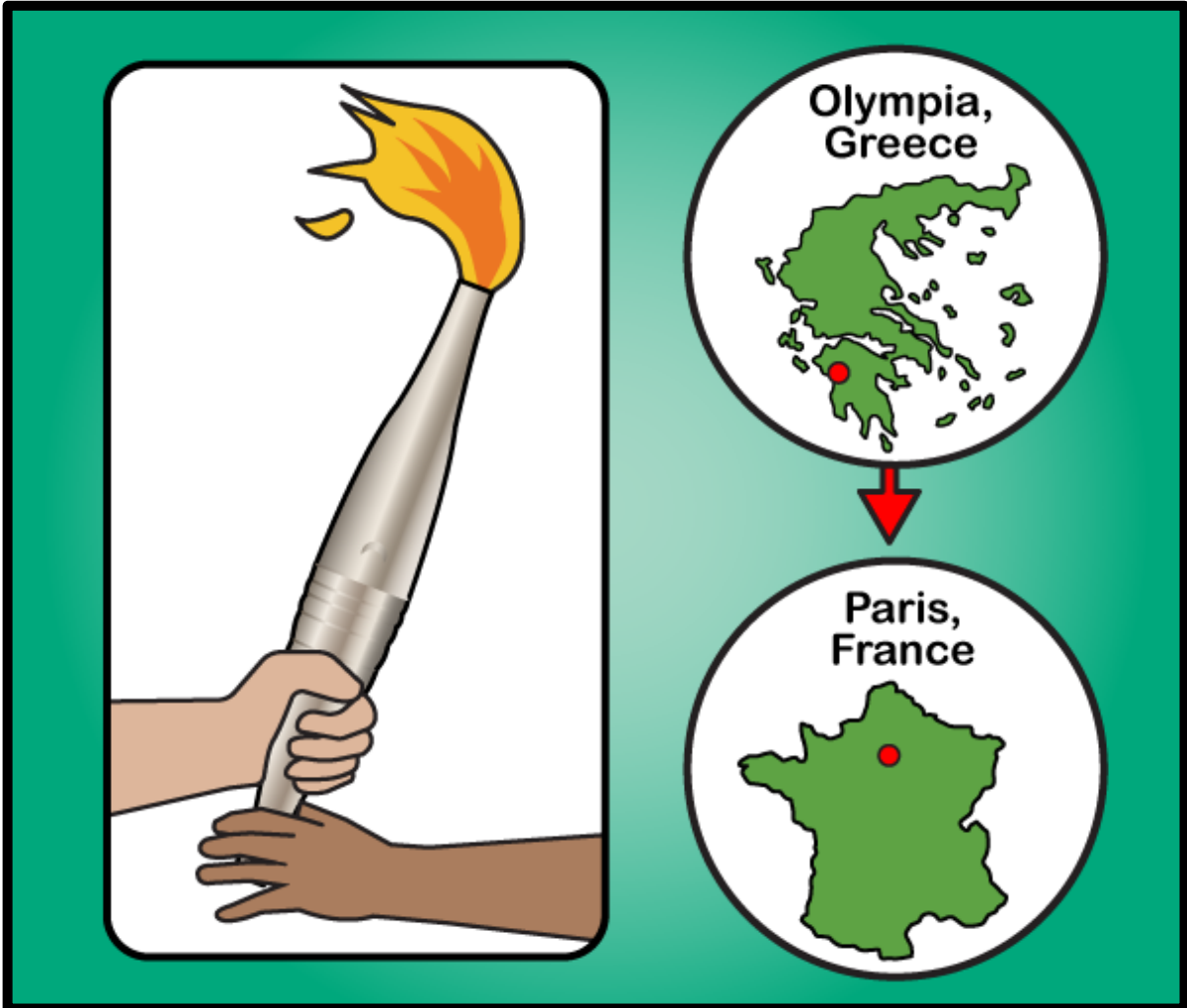
The 2024 Summer Olympic Games is in Paris. Paris is far away from the United States. Paris is in France. France is in Europe.



The Summer Olympics have been in Paris three times. Paris is working hard to get ready. The games will start on July 26. The Olympics will last for 17 days.




Keisha, JR and Julie learn about the opening ceremony. This is when all the athletes meet on the first night. This opening ceremony will take place outside. Paris will have the largest opening ceremony in history !



The Olympic torch will be lit during the opening ceremony. The torch shows that the games may begin. The torch travels from Greece to Paris. Many people help carry it.



Athletes will come from many countries. They will play many games. The best athletes will win a gold medal.



Phryges are the mascots for the 2024 Summer Olympics. A Phryge is a small hat. The Phryges are part of French history.



Paris is a large city in France.

Keisha, JR and Julie learn about

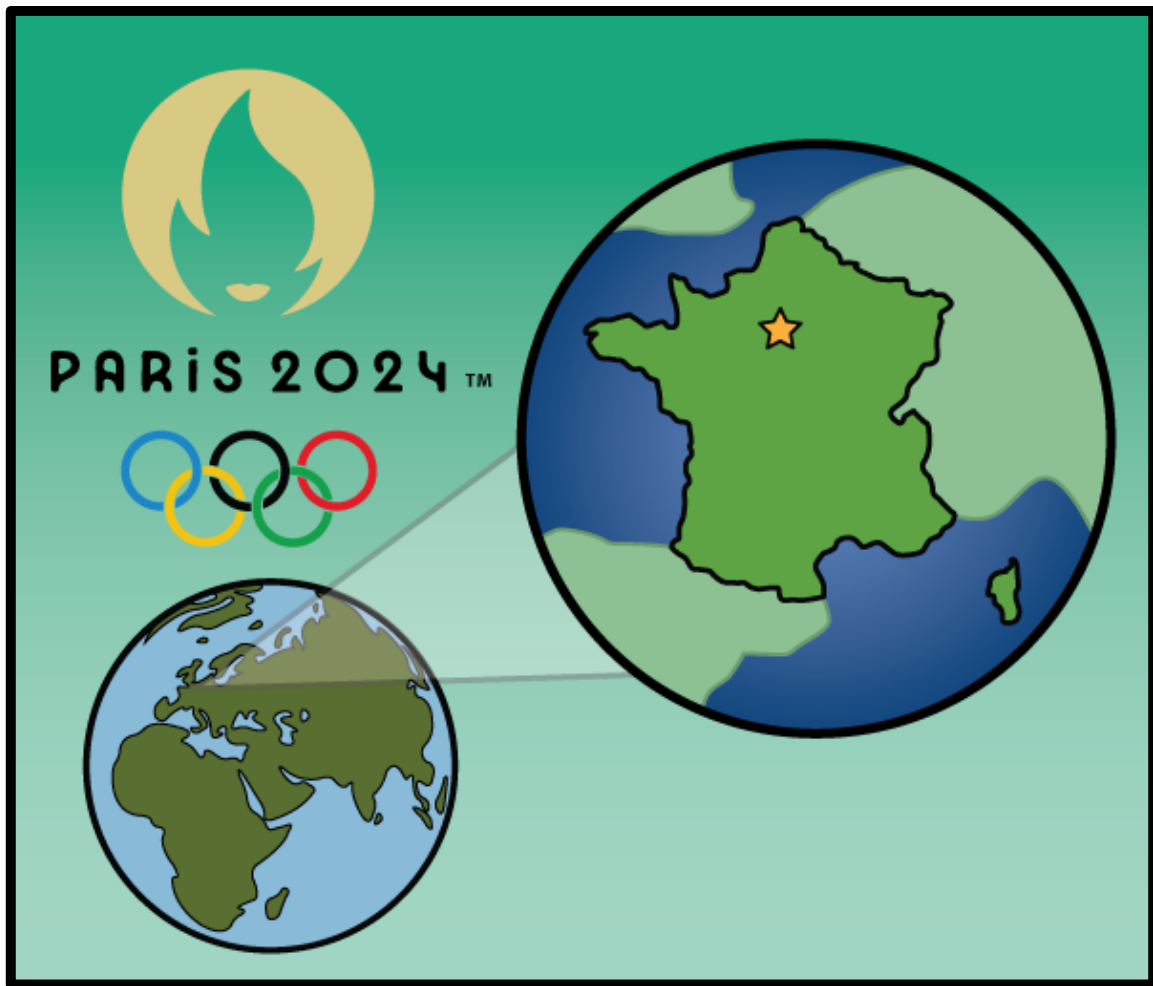
Paris on the computer. They learn

about the events and athletes. It is

fun learning about the Olympics.

Chapter 2:

Where Is the 2024 Summer Olympics?





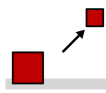
The 2024 Summer Olympic Games is in Paris.

2024



Paris

is far away from the United States.



Paris

is

in

France.





France

is

in

Europe.





The Summer Olympics have been in Paris three times.



3 X

Paris is working hard to get ready.



The games will start on July 26.

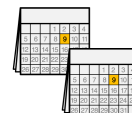


26

The Olympics will last for 17 days.

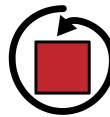


17

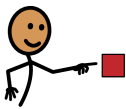




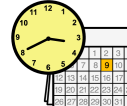

Keisha, JR and Julie learn about the opening ceremony.



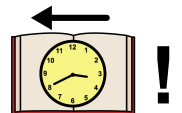
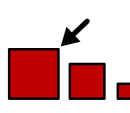
This is when all the athletes meet on the first night.

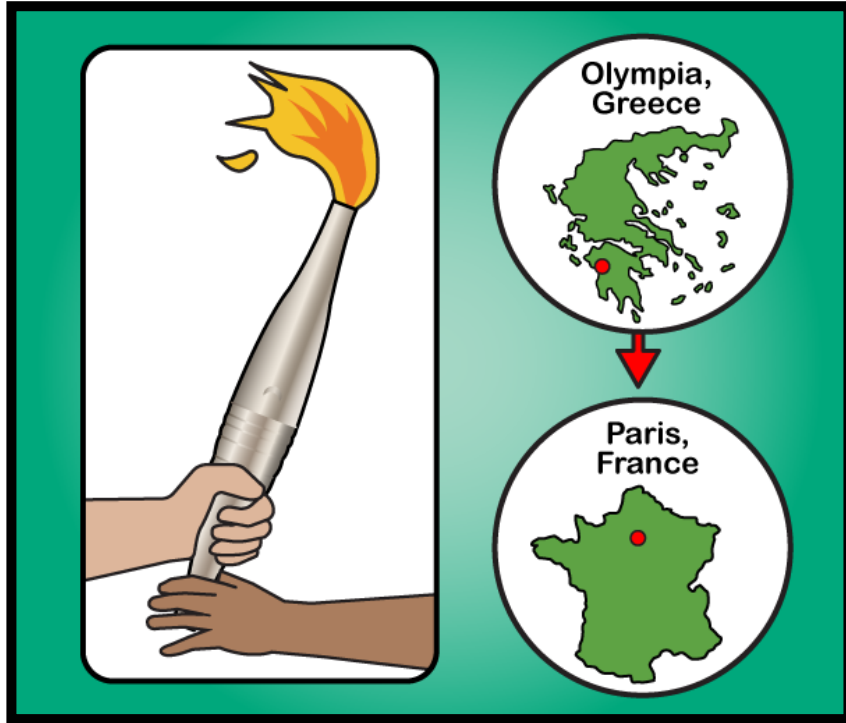


This opening ceremony will take place outside.




Paris will have the largest opening ceremony in history !





The Olympic torch will be lit during the opening ceremony.




The torch shows that the games may begin.



The torch travels from Greece to Paris.

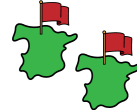


Many people help carry it.





Athletes will come from many countries.




They will play many games.



The best athletes will win a gold medal.






Phryges are the mascots for the 2024 Summer Olympics.



A Phryge is a small hat.

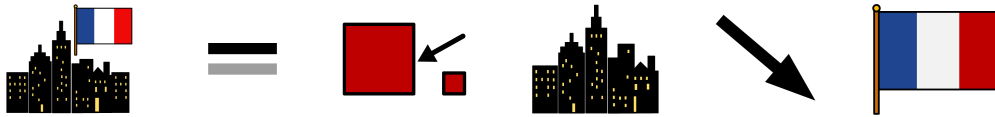


The Phryges are part of French history.





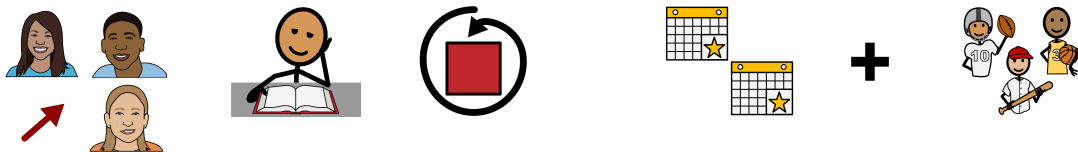
Paris is a large city in France.



Keisha, JR and Julie learn about Paris on the computer.




They learn about the events and athletes.



It is fun learning about the Olympics.



yes



Where Is the 2024 Summer Olympics?

no

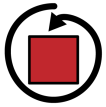


learn 	light 	far away 	Summer Olympics 	Paris 	France
help 	carry 	outside 	games 	Keisha 	JR
play 	win 	largest 	Julie 	opening ceremony 	athlete
		best 	history 	Olympic torch 	people
		fun 	gold medal 	Phryge 	mascot

Within each category, pictures are listed from left to right in the order in which they appear in the text.



What is the title of this chapter?



What do you think this chapter will be about?



This is a Chapter Book.
What kind of Chapter Book is this?

Fiction



Nonfiction



What is the chapter topic?

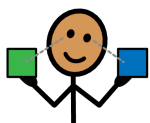
Biography



Social Studies



Science



Compare this book to a Chapter Book that has been read recently.



What kind of book would you choose?

Picture Book



Chapter Book



Comic Book



Book with facts



Name: _____

1. The 2024 Summer Olympic Games is in

.

2. This opening ceremony will take place

.

3. The

will be lit during the opening ceremony.

4. The best athletes will win a

.

5. Phryges are the

for the 2024 Summer Olympics.

Name: _____

1. The 2024 Summer Olympic Games is in

.

2. This opening ceremony will take place

.

3. The

will be lit during the opening ceremony.

4. The best athletes will win a

.

5. Phryges are the

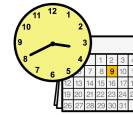
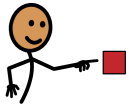
for the 2024 Summer Olympics.

1. The 2024 Summer Olympic Games is in

2024



2 This opening ceremony will take place



3. The



will be lit during the opening ceremony.



4. The best athletes will win a



.

5. Phryges are the



for the 2024 Summer Olympics.

2024



1. What is this chapter about?

- a. Summer Olympics b. turtles c. swimming

2. Where will the opening ceremony take place?

- a. inside b. Antarctica c. outside

3. What is lit during the opening ceremony?

- a. stove b. Olympic torch c. birthday candle

4. What will the best athletes win?

- a. money b. gold medal c. ice cream

5. What is important to know about this chapter?


- a. JR wants to go to the Olympics.
b. The 2024 Summer Olympics is in Paris.
c. Paris works hard to get ready.

1. What is this chapter about?

a. Summer Olympics



b. turtles




c. swimming

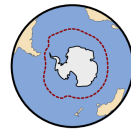


2. Where will the opening ceremony take place?

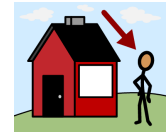
a. inside



b. Antarctica



c. outside



3. What is lit during the opening ceremony?

a. stove



b. Olympic torch



c. birthday candle



4. What will the best athletes win?

a. money



b. gold medal



c. ice cream



5. What is important to know about this chapter?

a. JR wants to go to the Olympics.






b. The 2024 Summer Olympics is in Paris.



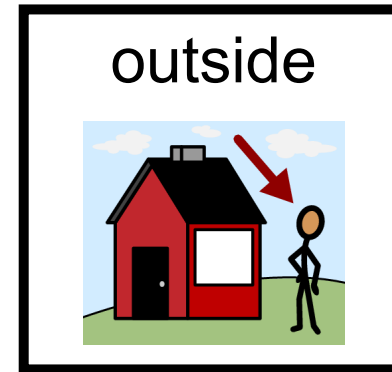
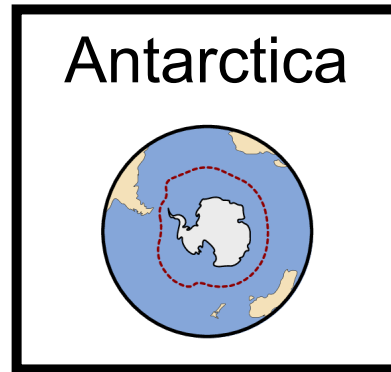
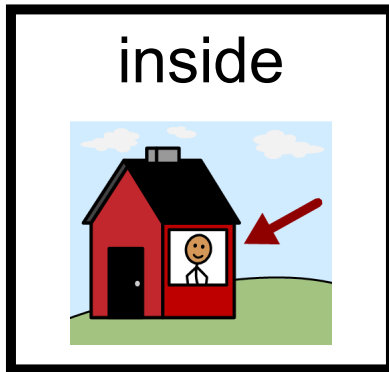
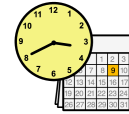
c. Paris works hard to get ready.



1. What is this chapter about ?



2. Where will the opening ceremony take place ?




3. What is lit during the opening ceremony ?



stove





Olympic
torch



birthday
candle



4. What will the best athletes win ?



5. What is important to know about this chapter?



JR wants to go to the Olympics.

A simple illustration of a young man with short dark hair, smiling, wearing a light blue shirt.

The 2024 Summer Olympics is in Paris.

A stylized illustration of a city skyline with several buildings of varying heights, some with yellow lights. A French flag is flying from a pole in front of the buildings.

Paris works hard to get ready.

A stick figure holding a broom and sweeping the ground.

Use your chapter book to help you fill in the blank.

1. Paris is in _____ .
2. You can watch the _____ on TV.
3. This will be the _____ time Paris has hosted the Summer Olympic Games.
4. The last time Paris hosted the Olympic Games was 100 _____ ago!
5. They need to be ready for many people to come watch the _____ compete.

Use your chapter book to help you choose the correct answer.

6. How long will the Olympics last?

- a. 17 days
- b. 2 months
- c. 63 days

7. What happens the night before the sporting events begin?

- a. movie
- b. closing ceremony
- c. opening ceremony

8. How do athletes win medals?

- a. compete
- b. sleep
- c. fly

9. What is special about the Olympic mascot?











- a. It's cute so many people will like it.
- b. It symbolizes many different things including French history.
- c. The same symbol is used every Olympics.

10. Why are JR, Keisha and Julie using the computer?

- a. They want to buy an airplane ticket to Paris.
- b. They are writing a book report.
- c. They want to learn about Paris and what to expect during the Olympics.


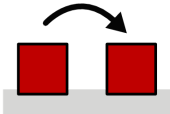



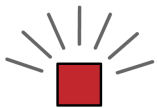
For hands-on instruction, print, cut out and laminate.

<p>mascots</p> 	<p>gold medal</p> 	<p>Paris</p> 	<p>outside</p> 	<p>Olympic torch</p> 
<p>mascots</p> 	<p>gold medal</p> 	<p>Paris</p> 	<p>outside</p> 	<p>Olympic torch</p> 
<p>mascots</p>	<p>gold medal</p>	<p>Paris</p>	<p>outside</p>	<p>Olympic torch</p>



Main Idea (What is this story about?)

<p>In the beginning...</p> 	
<p>Then...</p> 	
<p>At the end...</p> 	



What is important to know?
